

Rocky Road

Single strand expandable necklace. Mixed - Sterling silver wire wrap chain with your favorite strung collector beads.


Examples include hand carved gemstone beads with handmade sterling silver beads. Finished with s-chain and hook - length is adjustable with extra links and hook.

To get inspired I think of textures and a palette of colors of similar values. I love to mix unusual colors and shapes together. I put together a group of gemstone beads along with sterling silver beads to get a feel for the color texture, and pattern. Then I start thinking of a design for the specific beads.

I prefer an asymmetrical look. However I try to maintain balance within that look. I put the beads on a bead board and start arranging. Here is a tip - when I get my head out of the way the beads will "tell" me how they want to be arranged! The bead board helps me with the length. The following is what you do when you get the beads to approximately 12"

Step by Step:

1. String the beads on soft flex wire. Then crimp the ends to the soldered jump rings. (This also works if you are making multi-strand necklaces - just keep adding strands to the jump rings)



2. Coil 14 gauge wire around a 1/4" dowel. Drill a hole through one end of the dowel the same diameter as the wire (if not using a metal one made for that purpose) Put the end of the wire through the hole and bend, securing it to the dowel.




Wrap the wire around the dowel 16 times to make 8 s-hooks. (either bend by hand or on a "winder") Make certain that each revolution is straight, tight and flush against the previous wrap.

<http://www.vjdesigns.com>



3. Use your flush cutter - cut the end tip flush with the rest of the coil.



Pull the coil apart to allow enough room to insert your side cutter.



Skip one coil and gently separate the next coil and clip at the same distance as your first clip. Repeat until you have 8 mini coils.




Bend the coils out with your flat nose and chain nose pliers.




Hammer the round ends with a couple of whacks to make the s-hooks strong and more attractive.

- 4.** Bend the silver to make two finishing hooks and one eye closure.



- 5.** Hook the first s-hook to one end of the necklace onto the soldered jump ring. And continue with two more hooks (for 16" necklace) repeat on the other end.



- 6.** Add one finished hook to one end and the eye to the other. Then make an extra link strand using two s-hooks plus another finishing hook. (These will convert the necklace to a longer length)



- 7.** Finish the chain by use a sanding wheel or sandpaper to smooth out chop marks.
- 8.** Prepare a small batch of liver of sulfur and dip the chain part of the necklace into the liver of sulfur for a brief time until the silver becomes a dark gray.
- 9.** Remove from the liver of sulfur and rinse well under cool water. Dry off and rub very fine steel wool over all of the chain to knock off excess black. Then polish with a polishing wheel or cloth. This gives the finished piece a "lived in antique" look.

<http://www.vjdesigns.com>

Materials needed: to make a standard single strand necklace 16" expandable to 18" or 19"

1. Favorite beads to equal approximately 12" - A mix of gemstones and sterling silver beads.
2. Soft Flex wire 16" (# 024 if beads are heavy) (#019 if beads are average to light)
3. 2 sterling silver crimp beads
4. 2 soldered jump rings (either 14 or 16 gauge)
5. 23" 14-gauge sterling silver wire - to make 8 s-hooks and 2 hooks and one eye.
6. Liver of sulfur
7. 1/4" Dowel drilled with hole for the 14-gauge wire to fit through. (either wood or metal)
8. Extra fine steel wool.
9. Polishing wheel or cloth

Tools: Round nose, flat nose, and chain nose pliers, flush wire cutter, jeweler's file, sandpaper or flex shaft tool with wheels for sanding and polishing, crimp tool, winder tool (optional), hammer and anvil, bead board (optional).

EXAMPLE NECKLACES:



- #1.** Hand carved gemstone beads by "Africa John" - Sodalite, Oregon Carnelian, Lapis, Lime Chrysoprase, Variscite and off the rack handmade Bali sterling silver beads.



- #2.** Jasper chunks, yellow jade, and agatized coral with my handmade free form sterling silver coil beads. And a different example clasp and extra chain.

<http://www.vjdesigns.com>